

UNIVERSAL COMPOSITE



**SYNERGY<sup>®</sup>D6**  
beauty made simple

# SYNERGY®D6

beauty made simple



## SYNERGY D6 FOR THE EASY AND ESTHETIC APPLICATION

SYNERGY® D6 universal composite is completely focused on simplifying filling therapy without neglecting the esthetic aspects. The simple assortment of SYNERGY® D6 offers only 6 dentin shades and 2 enamel shades. Thanks to the excellent optical self-blending properties of the Duo Shade System, a wide spectrum of tooth shades can be easily managed. Every Duo Shade component contains 2 Vita™\* shades (e.g. A1/B1 or A2/B2). Two translucent enamel shades are ideal and indicated as an enamel replacement using the dual-layering technique, or for optimizing the natural esthetics.

**Non-sticky and good sculptability!**  
**SYNERGY® D6 is convincingly seen as a highly modern filling material:**  
This non-sticky and sculptable material enables simplistic contouring and contact point formation. High resistance to the operatory light, low shrinkage and fast polishability are desired parameters to meet the needs of the practitioner.



## TESTIMONIALS

*"At least in the US, Synergy D6 may be dentistry's best kept secret. Having put this nano-hybrid to the test for the last few years I've come to depend upon its "dependability". It handles beautifully, seamlessly blends into its surrounding tooth structure and manages not to be a "shrinking violet" upon curing; rarely a white line to be seen! While the complete kit contains six "duo" dentin shades and two enamel shades, 95% of the shade spectrum that one encounters is covered with ease. Did I mention that Synergy D6 polishes to a fine luster with the majority of household composite polishing tools? This composite is deserving of your consideration!"* **Martin B. Goldstein DMD; USA**



Dentin White Bleach



Dentin A1/B1



Dentin A2/B2



Dentin A3/D3



Dentin A3.5/B3



Dentin C2/C3

Dentin Duo Shades  
A1/B1, A2/B2, A3/D3,  
A3.5/B3, C2/C3



Universal Enamel



WO Enamel

Enamel Universal

Enamel White Opalescent

## UNIQUE "NESTING" SHADE GUIDE

Synergy D6 shade guide features a unique "nesting" shade selection option when performing restorations using the layering technique.

Dentin duo shade



Enamel shade



"Nesting" of enamel over dentin



Final "nested" shade



All Synergy D6 shade tabs are manufactured from actual Synergy D6 composite. The shade match is therefore guaranteed with the final restoration.

## IDEAL HANDLING PROPERTIES

The Synergy D6 formula allows you to place your restorations with ease. Its non-sticky, non-slumping consistency retains the sculpted, anatomical contours until light-cured.

### Physical Properties Synergy D6

Flexural Modulus	9000 MPa
Flexural Strength	127 MPa
Water Sorption	16µg/mm <sup>3</sup>
Water Solubility	0.9µg/mm <sup>3</sup>
Radiopacity	2 mm Al
Vickers Hardness	73 kg/mm <sup>2</sup>
Volumetric Shrinkage	2.1%
Compressive Strength	392 MPa
Smallest Filler Particle Size	20 nm
Average Filler Particle Size	0.6µm
Filler Content by Weight	80%
Filler Content by Volume	65%
Density	2.0 g/cm <sup>3</sup>

Source: internal documentation

**Non-slumping:** Equal amounts and thicknesses of composite were embossed onto a 98F warming plate using a grid pattern. Photographs taken after 1 minute showed that slumping may occur, which may require additional contouring, increased chairtime and poor contacts.



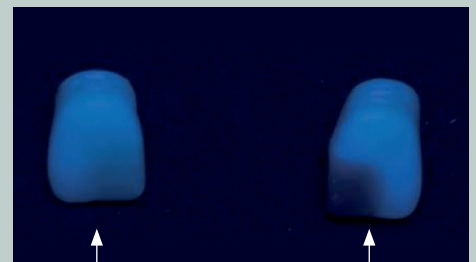
Synergy D6



Product X

Synergy D6's non-slumping formula maintains its sculpted contours under mouth temperature until light-cured.

**Fluorescence:** Synergy D6 incorporates a fluorescent agent, which emits visible light upon exposure to UV-light to reproduce a natural brilliance and vitality under a variety of light conditions.



Synergy D6 Restoration

Product X

# SYNERGY®D6 FLOW

universal flowable




## CONTROLLED FLOWABILITY


New Synergy D6 Flow from Coltène/Whaledent is a nanofilled, radiopaque flowable composite, based on the clinically-proven and successful technology from Synergy D6 Composite. In order to meet the highest standards possible, Synergy D6 Flow was developed to improve its radiopacity and reduce shrinkage.

**The new Synergy D6 Flow provides optimal flow properties.** The material is stable, yet flows gently under pressure to ensure easy handling and precision application.

**Shade adjustment:** Like Synergy D6, Synergy D6 Flow is based on the Duo Shade System, allowing for easy and fast application. Esthetic results are guaranteed due to its excellent blend-in properties with natural dentition.



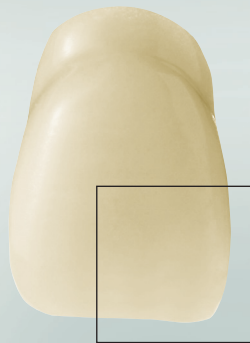
To compare the flow properties, 5mg of Synergy D6 Flow and Synergy Flow were extruded and photographed after 20 s.



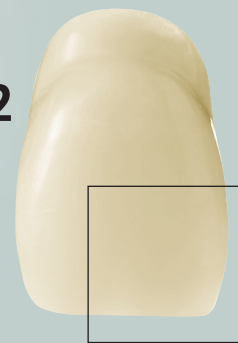
Original pictures:  
The radiopacity was tested according to ISO 4049:2000

Source: all data is from internal documentation

EXAMPLE: Vita™ Tooth **A2**



Vita™ Tooth **B2**



## A SPECTRUM OF COLOR WITH ONLY 6 SHADES

"I've used Synergy D6 with pleasure and satisfaction. The material is very suitable in addition to filling material for cavities but also in correction of incisal attrition and erosive damages. Synergy D6 has strength enough to be used for building anterior guidance in canines. Esthetic demands are fulfilled by good colour metameria and polished surface. Material is easy to handle." **Maarit Salonen-Kemppi, Finland. PhD, DDS, Specialist in prosthodontics and stomatognathic treatment**

"After experiencing various problems with previous composite systems, I decided that it was time to evaluate all the new generation composite systems available. Subsequently, I evaluated all the systems available in South Africa and decided to convert to Synergy D6 as this system met all my requirements; namely, perfect esthetics, excellent handling characteristics, good working time and does not react to fibre optic headlight. Overall the cost-effectiveness is the best available for a composite system in the dental market and a great material to work with. I have been using Synergy D6 composite for the past 6 months and can recommend it to all my colleagues." **Johan Hartshorne, South Africa (B.Sc., B.Ch.D., M.Ch.D., M.P.A., Ph.D., FFPH.RCP (UK)**

Synergy D6 self-blending Duo Shades were created by grouping Vita™ shades with a similar hue (color), chroma (intensity) and value (lightness/darkness). These Duo Shades were then fine-tuned to enhance the translucency (depth) and chroma.

**For example:** Synergy D6 Dentin A2/B2 self-blends with natural dentition whose shading properties fall within the A2 and B2 color spectrums. The result is a self-blending composite that simplifies shade selection. And in most cases, one Synergy D6 duo shade will produce esthetic and undetectable restorations.

**Optional:** the layering technique using the two Enamel Shades (Universal and White Opalescent) can be performed.



1-Year Clinician Performance  
Volume 26, No. 2 Synergy D6



### 8362 SYNERGY D6 Intro Kit Syringes

**Contents: 8 Syringes (4 g / 2 ml)**

SYNERGY D6 Dentin Shades:

White Bleach, A1/B1, A2/B2, A3/D3, A3.5/B3, C2/C3

SYNERGY D6 Enamel Shades: Universal, White Opalescent  
Shade Guide Synergy D6

### 8363 SYNERGY D6 Intro Kit Tips

**Contents: 80 Tips (0.25g/0.125ml each) + Accessories**

SYNERGY D6 Dentin Shades:

White Bleach, A1/B1, A2/B2, A3/D3, A3.5/B3, C2/C3

SYNERGY D6 Enamel Shades: Universal, White Opalescent  
Shade Guide Synergy D6

### SYNERGY D6 Refills Syringes

**Contents: 1 Syringe (4 g / 2 ml)**

**8365** Dentin White Bleach (WB)

**8366** Dentin A1/B1

**8367** Dentin A2/B2

**8368** Dentin A3/D3

**8369** Dentin A3.5/B3

**8370** Dentin C2/C3

**8371** Enamel Universal

**8372** Enamel White Opalescent (WO)

**60013814** Bleach Opaque

### SYNERGY D6 Refills Tips

**Contents: 1 Pack (10 Tips) (0.25 g / 0.125 ml)**

**8375** Dentin White Bleach (WB)

**8376** Dentin A1/B1

**8377** Dentin A2/B2

**8378** Dentin A3/D3

**8379** Dentin A3.5/B3

**8380** Dentin C2/C3

**8381** Enamel Universal

**8382** Enamel White Opalescent (WO)

**60013813** Bleach Opaque

**One Coat 7.0 is a 7th generation, self-etching, light-cured single component adhesive that optimally compliments Synergy D6.**

### 7047 One Coat 7.0 Intro Kit

One Coat 7.0 - 1 x 5 ml

Microbrush black - 50 pcs

Mixing well -1 pc

Cover, mixing well -1 pc

### 7049 One Coat 7.0 Refill

One Coat 7.0 - 1 x 5 ml

### SYNERGY D6 Accessories

**8410** Shade Guide Synergy D6

**6671** Composite Dispenser

### SYNERGY D6 Flow

#### 7650 SYNERGY D6 Flow Intro Kit

**Contents: 4 Syringes (2.3 g / 1.25 ml)**

SYNERGY D6 Flow

A2/B2, A3/D3, WB, Enamel Universal

Application needles, 32 pcs

### SYNERGY D6 Flow Refills

**Contents: 1 Refill (2.3 g / 1.25 ml)**

**7651** Dentin A1/B1

**7652** Dentin A2/B2

**7653** Dentin A3/D3

**7654** Dentin A3.5/B3

**7656** Dentin WB

**7657** Enamel Universal

**8469** Application needles, bent, 20 pcs

Coltène/Whaledent Inc.

235 Ascot Parkway

Cuyahoga Falls, Ohio 44223 / USA

Tel. USA & Canada 1 800 221 3046

+1 330 916 8800

Fax +1 330 916 7077

info.us@coltene.com

Coltène/Whaledent AG

Feldwiesenstrasse 20

9450 Altstätten/Switzerland

Tel. +41 (0)71 757 53 00

Fax +41 (0)71 757 53 01

info.ch@coltene.com



Coltène/Whaledent GmbH + Co. KG

Raiffeisenstrasse 30

89129 Langenau / Germany

Tel. +49 (0) 7345 805 0

Fax +49 (0) 7345 805 201

info.de@coltene.com

www.coltene.com

**COLTENE**